

SEMI VERTICAL WALL CABINET




FEATURES



KEY FEATURES

- Maxi display volume perfectly refrigerated
- No wire LED light system
- Double glazed glasses with no fog system
- Hinged double glazed doors on the operator side
- Assisted tilt down front glass opening system
- Automatic defrost: electric on the refrigerator version (+4°C); reverse cycle on the freezer version (-20°C) with three phase semi hermetic compressor
- Perfect product visibility all over the sides

PANELS FINISHING



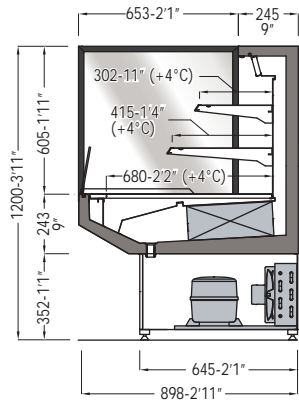
VERTICAL

Under-tank counter in plastic-coated steel | adjustable s/s feet | the tank, the back panel and the top are in s/s and internal heat-insulation obtained by ecological polyurethane foam | ventilated refrigeration with finned evaporator and thermostatic valve | nr.01 fix plane and nr.04 s/s adjustable shelves with fluoreshent lighting fixture | selfrolling night curtain | double glass sides (FULL) or s/s sides (MAIN) | digital control panel

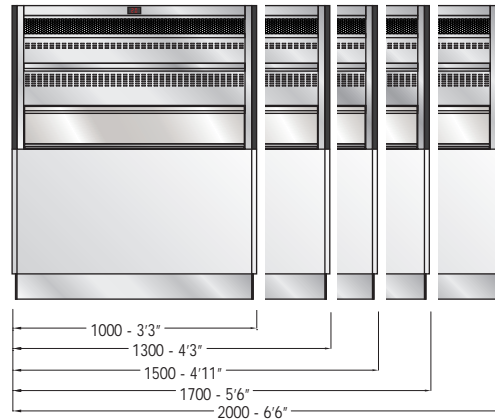
CIAM
REFRIGERATION DESIGN

SEMI VERTICAL WALL CABINET

SECTIONS AND MODELS



WALL CABINET



TECHNICAL FEATURE		VERSIONS				
		1000	1300	1500	1700	2000
External dimensions (L-D-H)	inches mm	39¼" - 35⅜" - 47¼" 1000 - 898 - 1200	51⅞" - 35⅜" - 47¼" 1300 - 898 - 1200	59" - 35⅜" - 47¼" 1500 - 898 - 1200	66⅞" - 35⅜" - 47¼" 1700 - 898 - 1200	78¾" - 35⅜" - 47¼" 2000 - 898 - 1200
Crated dimensions (L-D-H)	inches mm	74⅜" - 44⅛" - 57⅞" 1220 - 1120 - 1450	59⅞" - 44⅛" - 57⅞" 1520 - 1120 - 1450	67¾" - 44⅛" - 57⅞" 1720 - 1120 - 1450	75⅝" - 44⅛" - 57⅞" 1920 - 1120 - 1450	86⅝" - 44⅛" - 57⅞" 2220 - 1120 - 1450
Refrigeration	Type	Ventilated	Ventilated	Ventilated	Ventilated	Ventilated
Refrigerated display area	Type	Full internal volume	Full internal volume	Full internal volume	Full internal volume	Full internal volume
Operating temperature	°C / °F	+4 / 39.2	+4 / 39.2	+4 / 39.2	+4 / 39.2	+4 / 39.2
Compressor	nr. / Type	1 / hermetic	1 / hermetic	1 / hermetic	1 / hermetic	1 / hermetic
Cooling power *	(W)	1800	2300	2600	3000	3470
Electric supply	(V/ph/Hz)	230/1/50 (UE) 220/1/60 (USA)	230/1/50 (UE) 220/1/60 (USA)	230/1/50 (UE) 220/1/60 (USA)	230/1/50 (UE) 220/1/60 (USA)	230/1/50 (UE) 220/1/60 (USA)
Power consumption	(W/A)	1300/7,5	1900/10,5	2100/12,5	2300/13,5	2800/16,0
Defrost	Mode / type	electric	electric	electric	electric	electric
Climatic class	N°/°C(F°)/H.R.	3/25(77)/60%	3/25(77)/60%	3/25(77)/60%	3/25(77)/60%	3/25(77)/60%
Refrigerant Gas	Type	R452A	R452A	R452A	R452A	R452A
Net weight	Kg / Lb	220/485	270/595	320/705	370/815	450/992
Crated weight	Kg / Lb	300/661	370/815	430/945	495/1011	595/1311

STANDARD FEATURE

- Squared shelves with price holder (26mm H tag)
- LED lighting
- Inner surfaces in polish s/s
- Internal condensing unit

OPTIONAL

- Epoxy painting
- Castors instead of feet
- Possibility of canalization with double glazing divider
- Custom length upon request
- Remote condensing unit

* At -13°C of expansion

The company reserves the right to make modifications to the products without prior notice.

CIAM s.p.a. | Viale dei Pini 9 | 06081 | Petignano di Assisi | PG - Italy | Tel: 0039 07580161
web: www.ciamweb.it | mail: info@ciamgroup.it

2017 / v1.0

VERTICALI



CIAM
REFRIGERATION DESIGN