

6040 T1 PREMIUM ICE CREAM




COLORS



DISPLAY TANK



FEATURES



KEY FEATURE

- **Performances:** Double evaporator and semi-hermetic three-phase compressor
- **Visibility:** extraordinary enhancement of displayed products
- **Practicality:** Pistons assisted front glass opening system
- **Customizable:** great possibility to customize front side panels
- **Temperature controlled:** Automatic reverse cycle
- **Energy Saving:** Double LED lighting as standard
- **Reliability:** hermetic three-phase compressor double evaporator, automatic reverse cycle defrost

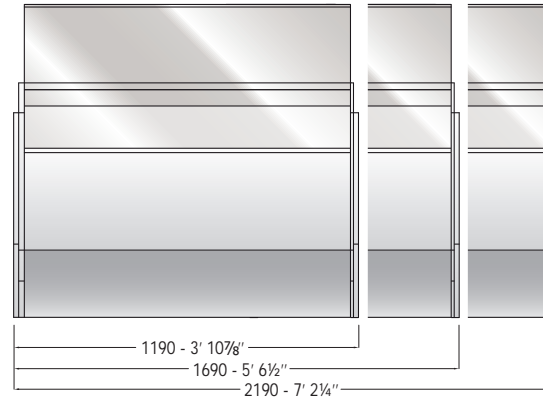
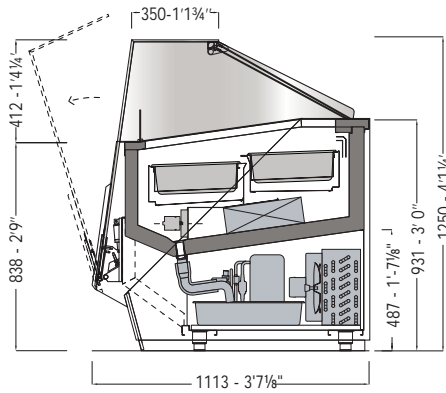
6040

The new T1 upper glass structure represents the synthesis between design and technology. The front glass with welded top is very appreciated by architects and designers; the brand new opening system makes the cleaning easier than ever. LED lighting system as standard.

CIAM
REFRIGERATION DESIGN

6040 T1 PREMIUM ICE CREAM

SECTIONS AND MODELS



6040 T1 - PREMIUM ICE-CREAM

TECHNICAL FEATURE		VERSIONS			
		1150	1650	2150	2150 Double Temp.
External dimensions (L-D-H)	inches mm	467 7/8" - 43 7/8" - 49 1/4" 1190 - 1113 - 1250	66 1/2" - 43 7/8" - 49 1/4" 1690 - 1113 - 1250	86 1/4" - 43 7/8" - 49 1/4" 2190 - 1113 - 1250	86 1/4" - 43 7/8" - 49 1/4" 2190 - 1113 - 1250
Crated dimensions (L-D-H)	inches mm	59" - 53 1/2" - 59" 1500-1360-1500	74 3/4" - 53 1/2" - 59" 1900-1360-1500	90 1/2" - 53 1/2" - 59" 2300-1360-1500	90 1/2" - 53 1/2" - 59" 2300-1360-1500
Pans layout 5,2 Lt / mm.360x165x120h 1' 2" - 6" - 4"	flavors nr. / configuration	12	18	24	24 (12+12)
Pans layout 5,2 Lt / mm.360x250x80h 1' 2" - 9" - 3"	flavors nr. / configuration	8	12	16	16 (8+8)
Refrigeration	Type	Fan Ventilated	Fan Ventilated	Fan Ventilated	Fan Ventilated
Refrigerated display area	Type	Deck	Deck	Deck	Deck
Operating temperature	C° / F°	-18 /-0.4	-18 /-0.4	-18 /-0.4	-18 /-0.4
Compressor	nr. / Type	1 / hermetic	1 / hermetic	1 / hermetic	2 / hermetic
Cooling power *	(W)	630	860	1050	600+600
Electric supply **	(V/ph/Hz)	230/1/50 (UE) 220/1/60 (USA)	230/1/50 (UE) 220/1/60 (USA)	230/1/50 (UE) 220/1/60 (USA)	230/1/50 (UE) 220/1/60 (USA)
Power consumption	(WVA)	1800/9,5	2200/11,5	2700/14,0	3000/15,5
Defrost	Mode / type	reverse cycle	reverse cycle	reverse cycle	reverse cycle
Climatic class	N°°C (F°)/H.R.	4/30 (86)/55%	4/30 (86)/55%	4/30 (86)/55%	4/30 (86)/55%
Refrigerant Gas	Type	R452A	R452A	R452A	R452A
Net weight	Kg - Lb	190 - 418	230 - 507	270 - 595	300 - 661
Crated weight	Kg - Lb	310 - 683	370 - 815	450 - 992	480 - 1056

* At -33°C of expansion

** Data refer to internal compressor versions. The external compressors might be three-phase.

The company reserves the right to make modifications to the products without prior notice.

CIAM s.p.a. | Viale dei Pini 9 | 06081 | Petignano di Assisi | PG - Italy | Tel: 0039 07580161
web: www.ciamweb.it | mail: info@ciamgroup.it

2017 / v1.0

STANDARD FEATURE

- LED lighting system
- Extra clear glass
- Front tilt down assisted opening system

OPTIONAL

- Working top perimeter (brushed s/s, corian, black HPL, granite)
- S/s display trays for ice cream cakes
- Switch device from low temp. (-18°C) to positive temp. (+4°C)
- Dipper well
- Cone holder
- S/s pans dim. mm360x165x120h
- S/s pans dim. mm360x250x80h
- Remote condensing unit
- Wheels kit

6040



CIAM
REFRIGERATION DESIGN